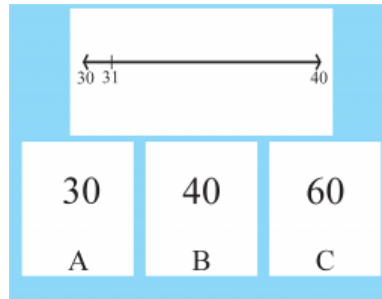


Skill 1

SM03AT.1.1.1a_2019_T2:



Point as you say:

**Here is a number line.
(Point at 31) This is 31.**

First Prompt

Correct Answer

Find the number that is closest to 31.

A

Record student response to FIRST prompt.

30

If student answers incorrectly, continue with EXTRA prompt below.

Extra Prompt

Correct Answer

31 is between 30 and 40.

A


Find the number that is closest to 31.

30

Record student response to EXTRA prompt and move on to next question.

Skill 2

SM03AT.1.1.2a_2019_T2:

$3 + 5$	A) 2
	B) 8
	C) 9

Point as you say:

Here are some dots on a domino.

Here is a math problem.

First Prompt

Correct Answer

Find the answer to this math problem.

B

Record student response to FIRST prompt.

8

If student answers incorrectly, continue with EXTRA prompt below.

Extra Prompt

Correct Answer

Adding 3 plus 5 is the same as counting all of the dots.

B

Find the answer to this math problem.

8

Record student response to EXTRA prompt and move on to next question.

Skill 3

SM03AT.1.1.2b_2019_T2:

8 - 2

8 6 10

A B C

Point as you say:

Here are some numbers and a subtraction problem with squares.

First Prompt

Correct Answer

Find the answer to this subtraction problem.

B

Record student response to FIRST prompt.

6

If student answers incorrectly, continue with EXTRA prompt below.

Extra Prompt

Correct Answer

Start with 8 squares, take 2 away.

B

Find the answer to this subtraction problem.

6

Record student response to EXTRA prompt and move on to next question.

Skill 4

SM03AT.1.1.4a_2019_T2:

- | | | | |
|----|---|---|---|
| A) | 7 | 8 | 9 |
| B) | 0 | 2 | 1 |
| C) | 6 | 5 | 7 |

Point as you say:

Here are 3 sets of numbers.

First Prompt

Correct Answer

Find the group that shows the numbers in order from least to greatest.

A

7, 8, 9

Record student response to FIRST prompt.

If student answers incorrectly, continue with EXTRA prompt below.

Extra Prompt

Correct Answer

Look for the set of numbers that is in order if you were counting, 4, 5, 6...

A

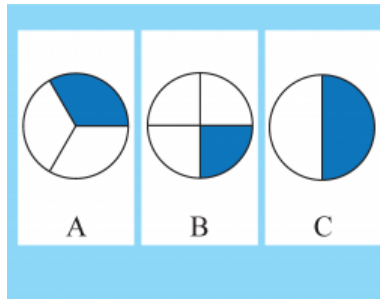
7, 8, 9

Find the group that shows the numbers in order from least to greatest.

Record student response to EXTRA prompt and move on to next question.

Skill 5

SM03AF1.1.1a_2019_T2:



Point as you say:

Here are circles divided into different parts.

First Prompt

Correct Answer

Find the picture that shows one-third shaded.

A

Record student response to FIRST prompt.

1/3

If student answers incorrectly, continue with EXTRA prompt below.

Extra Prompt

Correct Answer

Find the circle divided into 3, with 1 part shaded.

A

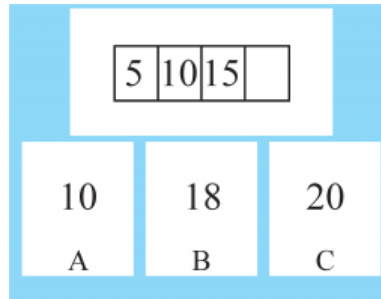
Find the picture that shows one-third shaded.

1/3

Record student response to EXTRA prompt and move on to next question.

Skill 6

SM03BO3.1.5a_2019_T2:



Point as you say:

Here is a number pattern.

First Prompt

Correct Answer

Find what number comes next in this pattern.

C

Record student response to FIRST prompt.

20

If student answers incorrectly, continue with EXTRA prompt below.

Extra Prompt

Correct Answer

The numbers in this pattern are going up by 5. (Point at 15) If you have 15 and add 5, what number is next?

C

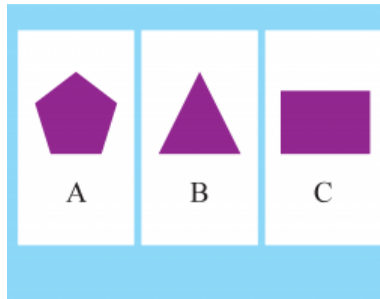
20

Find what number comes next in this pattern.

Record student response to EXTRA prompt and move on to next question.

Skill 7

SM03CG1.1.1a_2019_T2:



Point as you say:

Here are some shapes.

First Prompt

Correct Answer

Find the shape with 4 sides.

C

rectangle

Record student response to FIRST prompt.

If student answers incorrectly, continue with EXTRA prompt below.

Extra Prompt

Correct Answer

Count the number of sides for each shape.

C

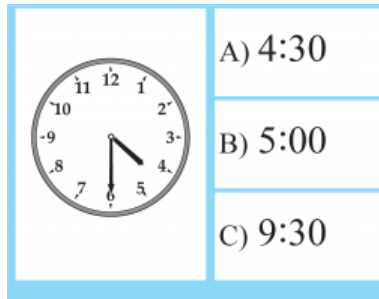
rectangle

Find the shape with 4 sides.

Record student response to EXTRA prompt and move on to next question.

Skill 8

SM03DM1.1.1a_2019_T2:



Point as you say:
Here is a clock.

First Prompt

Correct Answer

Find the time this clock shows.

A

*Record student response to FIRST prompt.
If student answers incorrectly, continue with EXTRA prompt below.*

4:30

Extra Prompt

Correct Answer

The short hand points to the hour, and the long hand points to the minute.

A


Find the time this clock shows.

4:30

Record student response to EXTRA prompt and move on to next question.

Skill 9

SM03DM1.2.1a_2019_T2:



Point as you say:

Here are some measuring tools.

First Prompt

Correct Answer

Find the measuring tool you would use to measure 1 cup of flour for a cookie recipe.

B

measuring cup

Record student response to FIRST prompt.

If student answers incorrectly, continue with EXTRA prompt below.

Extra Prompt

Correct Answer

Find the tool that is large enough for at least 1 cup of flour.

B

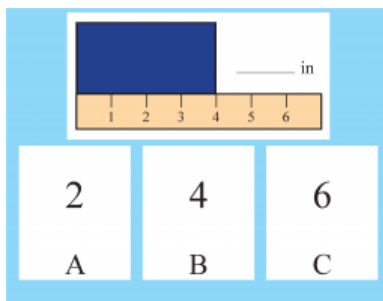
Find the measuring tool you would use to measure 1 cup of flour for a cookie recipe.

measuring cup

Record student response to EXTRA prompt and move on to next question.

Skill 10

SM03DM1.2.3a_2019_T2:



Point as you say:

Here is a rectangle.

Here is a ruler measuring in inches.

First Prompt

Correct Answer

Find the length of the rectangle.

B

4

Record student response to FIRST prompt.

If student answers incorrectly, continue with EXTRA prompt below.

Extra Prompt

Correct Answer

To find the length, look at the number on the ruler that the rectangle ends on.

B

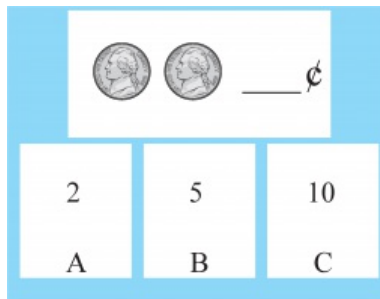
4

Find the length of the rectangle.

Record student response to EXTRA prompt and move on to next question.

Skill 11

SM03DM1.3.1a_2019_T2:



Point as you say:

Andrew has some coins.

First Prompt

Correct Answer

Find how much money Andrew has.

C

Record student response to FIRST prompt.

10

If student answers incorrectly, continue with EXTRA prompt below.

Extra Prompt

Correct Answer

Each nickel is worth five cents.

C

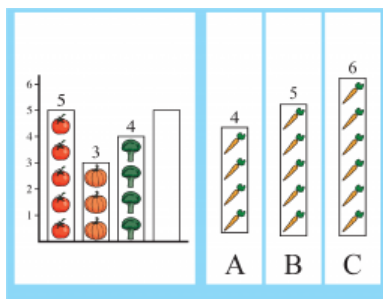
Find how much money Andrew has.

10

Record student response to EXTRA prompt and move on to next question.

Skill 12

SM03DM2.1.1a_2019_T2:



Point as you say:

Here are some sets of numbers that show students' favorite vegetables. (Point at each bar) 5 liked tomatoes, 3 liked pumpkins, 4 like broccoli, and 5 students liked carrots.

First Prompt

Correct Answer

Find the set of pictures that shows 5 students liked carrots.

B

Record student response to FIRST prompt.

5

If student answers incorrectly, continue with EXTRA prompt below.

Extra Prompt

Correct Answer

5 students liked carrots. Look for the bar with 5 carrots.

B

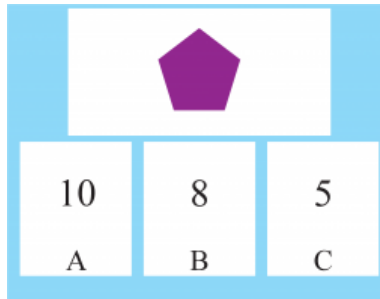
Find the set of pictures that shows 5 students liked carrots.

5

Record student response to EXTRA prompt and move on to next question.

Skill 13

SM03DM4.1.1a_2019_T2:



Point as you say:

Here are some numbers.

Here is a pentagon.

The perimeter is the sum of all sides around a shape.

First Prompt

Correct Answer

Find how many sides you need to add to find the perimeter.

C

Record student response to FIRST prompt.

5

If student answers incorrectly, continue with EXTRA prompt below.

Extra Prompt

Correct Answer

To find the perimeter, you add all of the sides.

C

Find how many sides you need to add to find the perimeter.

5

Record student response to EXTRA prompt and move on to next question.